






ELEZIONI AMMINISTRATIVE del 13 MAGGIO 2001

| SEZIONI | ELETTORI | | | VOTANTI | | | | SCHEDE INVALIDATE | | | | | | VOTI VALIDI | | RISULTATI | | | | | | | |
|---------------|-------------|-------------|-------------|-------------|-------------|-------------|---------------|-------------------|--------------|-----------|--------------|----------------------------------|---------------------------|-------------|--------------|---|---|---|---------------|------------|--------------|-------------|---------------|
| | MASCHI | FEMMINE | TOTALE | MASCHI | FEMMINE | TOTALE | % | BIANCHE | | NULLE | | Momentaneamente NON ASSEGNATI | TOTALE VOTI NON VALIDI | | |  Lista n°1 |  Lista n°2 |  Lista n°3 | | | | | |
| 1- ZOCCA | 387 | 382 | 769 | 311 | 325 | 636 | 82,70% | 25 | 3,93% | 10 | 1,57% | | 0,00% | 35 | 5,50% | 601 | 94,50% | 244 | 40,60% | 14 | 2,33% | 343 | 57,07% |
| 2- M.TORTORE | 159 | 173 | 332 | 148 | 150 | 298 | 89,76% | 13 | 4,36% | 1 | 0,34% | | 0,00% | 14 | 4,70% | 284 | 95,30% | 124 | 43,66% | 9 | 3,17% | 151 | 53,17% |
| 3- ROSOLA | 233 | 200 | 433 | 206 | 174 | 380 | 87,76% | 13 | 3,42% | 2 | 0,53% | | 0,00% | 15 | 3,95% | 365 | 96,05% | 115 | 31,51% | 9 | 2,47% | 241 | 66,03% |
| 4- M.OMBRARO | 297 | 315 | 612 | 273 | 256 | 529 | 86,44% | 21 | 3,97% | 14 | 2,65% | | 0,00% | 35 | 6,62% | 494 | 93,38% | 126 | 25,51% | 123 | 24,90% | 245 | 49,60% |
| 5- CIANO | 151 | 163 | 314 | 135 | 140 | 275 | 87,58% | 14 | 5,09% | 7 | 2,55% | | 0,00% | 21 | 7,64% | 254 | 92,36% | 105 | 41,34% | 17 | 6,69% | 132 | 51,97% |
| 6- M.CORONE | 194 | 179 | 373 | 159 | 148 | 307 | 82,31% | 16 | 5,21% | 8 | 2,61% | | 0,00% | 24 | 7,82% | 283 | 92,18% | 80 | 28,27% | 28 | 9,89% | 175 | 61,84% |
| 7- MISSANO | 116 | 111 | 227 | 99 | 89 | 188 | 82,82% | 9 | 4,79% | 3 | 1,60% | | 0,00% | 12 | 6,38% | 176 | 93,62% | 66 | 37,50% | 3 | 1,70% | 107 | 60,80% |
| 8- ZOCCA | 413 | 463 | 876 | 353 | 375 | 728 | 83,11% | 17 | 2,34% | 15 | 2,06% | | 0,00% | 32 | 4,40% | 696 | 95,60% | 286 | 41,09% | 18 | 2,59% | 392 | 56,32% |
| TOTALI | 1950 | 1986 | 3936 | 1684 | 1657 | 3341 | 84,88% | 128 | 3,83% | 60 | 1,80% | 0 | 0,00% | 188 | 5,63% | 3153 | 94,37% | 1146 | 36,35% | 221 | 7,01% | 1786 | 56,64% |